



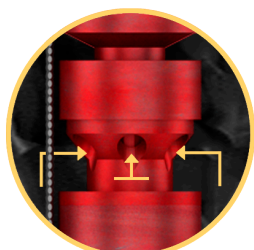
Provides significantly longer ESP run times

ESP SAND LIFT™

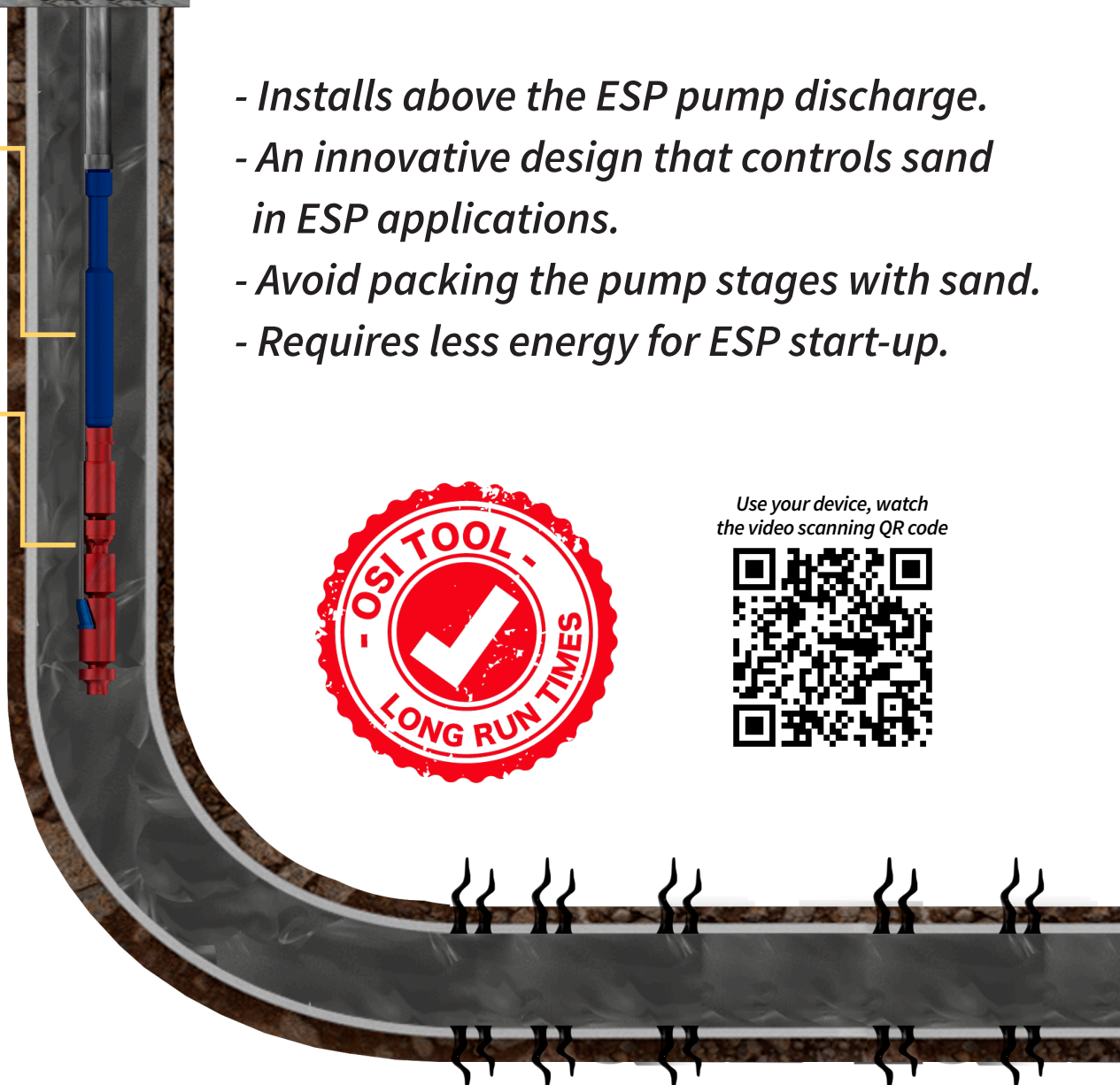
Patent No.: US 9,441,435 10,132,151 10,132,152 10,584,571



Internal View



Intake ESP



- Installs above the ESP pump discharge.
- An innovative design that controls sand in ESP applications.
- Avoid packing the pump stages with sand.
- Requires less energy for ESP start-up.



Use your device, watch the video scanning QR code



For more information about this or any OSI Fluid Conditioning Product

CONTACT US

1001 E. Pearl Street
Odessa, TX 79761 (USA)
Call Us: +1 (432) 580-7111

www.odessaseparator.com